

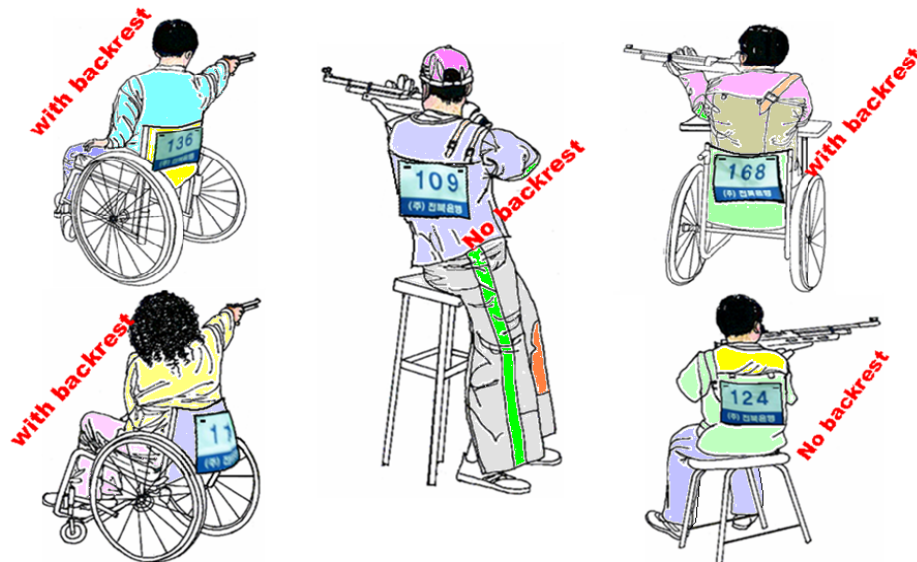
Clarifications

World Shooting Para Sport Technical Rules and Regulations

February 2019

1 Bib numbers

1.1 Rules to note



2 Test Bar for Spring Flexibility

2.1 Explanation of test


Rule no.	Rule
2.9.13.2	The rules 2.9.13.2/2.9.13.3 of the current WSPS Technical Rules and Regulations was not clear enough.
2.9.13.3	

All springs are checked and marked at the equipment control the following way. Any failing spring may be tested in all four positions.

The spring is tested with the open turn to the top. If it passes the test, the spring will be marked with an equipment control sticker at the top.

If the spring fails the test, it will be retested up to 3 times at different positions by turning it 90 degrees' clock-wise from the open turn. As soon as the spring passes the test, the spring will be marked with a sticker at the failing position opposite of the passing side; additionally, the sticker and the post will be marked with a thick red line.

All springs have to be used during the competition with the sticker (and the red line) facing the athlete, so that the equipment control sticker is clearly visible to the range staff.



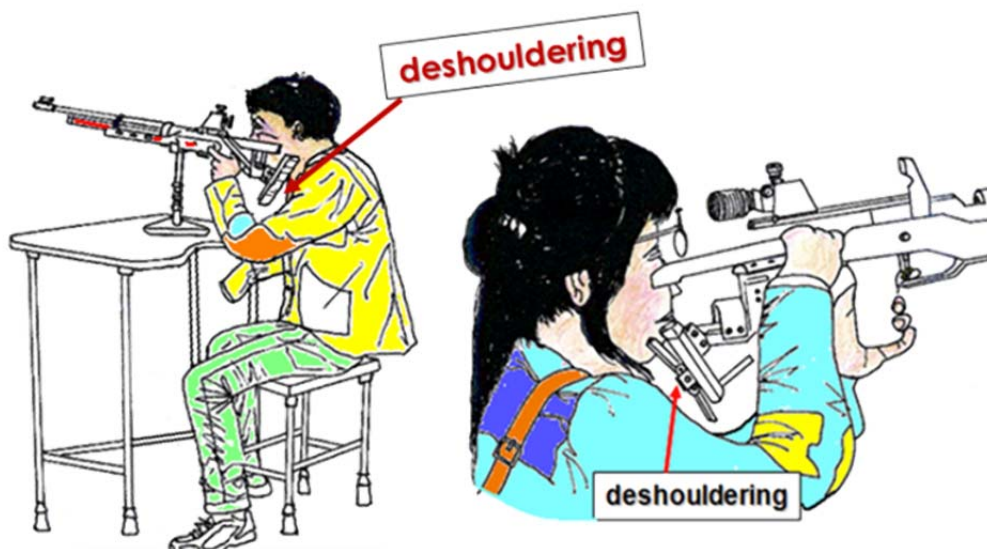
3 Rifle Rules

3.1 Standing Position SH2

Athletes must remember to de-shoulder between every shot, including in the Finals!

If the athlete's impairment does not allow for both arms to support the rifle on the shooting stand, the athlete may rest their non-shooting arm on top of the rifle or on their body (provided that the arm is relaxed and not used in such a way as to gain additional support and unfair advantage);

If a table/bench is used to mount the rifle support stand, the non-shooting arm must not be in contact with this table/bench. **No part of the athlete's body may touch the table legs.**



4 Pistol Rules

4.1 Rules to note

Rule no.	Rule
4.1.3	<p>P3 ready position:</p> <ul style="list-style-type: none"> • If the bench of the 25-meter range is too high for sitting athletes to perform the 45-degree angle in ready position, the 'ready position' can be accepted as the lowest point close to the surface of the bench. • In no case, may the pistol rest on the bench during the ready position! • Athletes may request this modified ready position. The decision to allow modified ready position is at the discretion of the Technical Delegate.